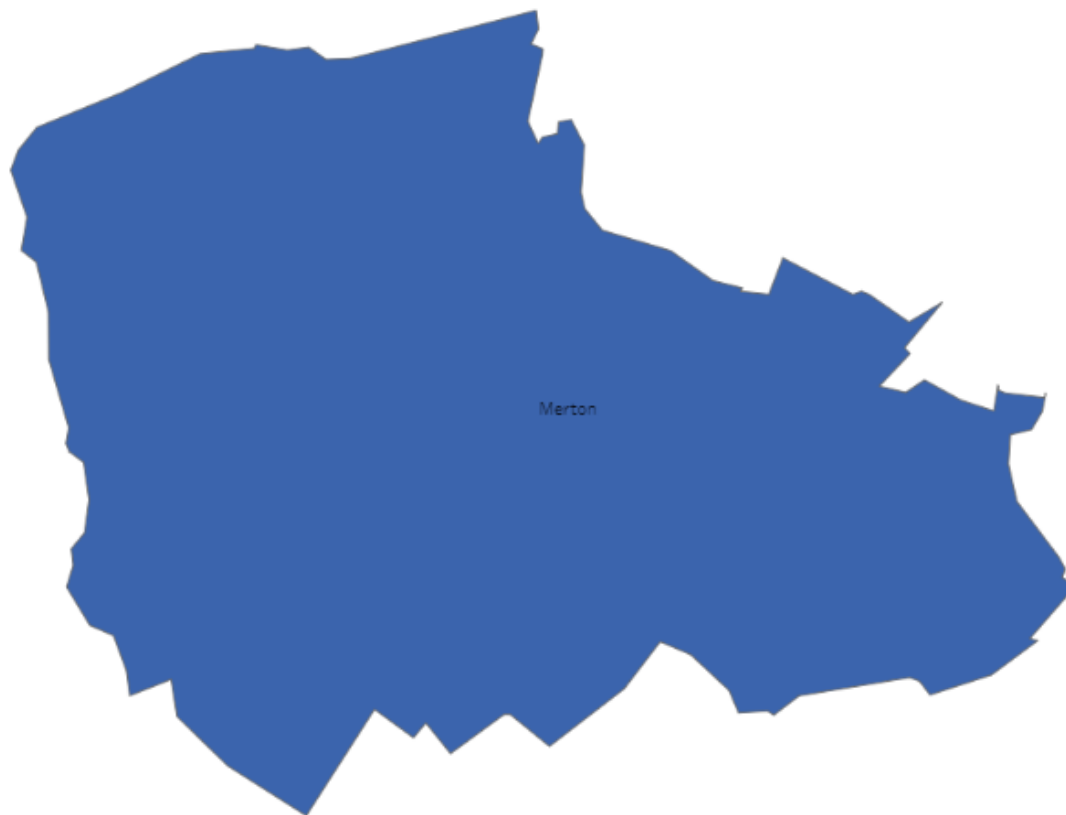


# Merton Crime Pack



# SW BCU Senior Leadership Team

SW BCU | Senior Leadership Team  
January 2024



BCU Commander  
**Clair Kelland**  
Detective Chief Superintendent

A/PS Charlie Wiggins & PC Lee Regan  
Staff Officer to the BCU Commander

Jess Perkins & Catherine Pintus  
MOI SLT Support

MOI Service Delivery  
Manager  
Thomas Edwards

MO4 Forensic Manager  
Katie Norman

Neighbourhoods  
Wandsworth



**David Bannister**  
Superintendent

PC George Beckley  
SNT Staff Officer

Neighbourhoods  
Merton



**Luke Mooney**  
Superintendent

PC Daniella Fletcher  
SNT Staff Officer

Neighbourhoods  
Kingston



**Josh Laughton**  
Superintendent

PC Ana Severa  
SNT Staff Officer

Neighbourhoods  
Richmond



**Chris Scammell**  
A/Superintendent

PC Lowri Shaney  
SNT Staff Officer



**Andy Storr**  
Chief Inspector

Paul James  
A/Chief Inspector

Emergency  
Response



**Wayne Matthews**  
Superintendent

PC Teri Weir  
ERPT Staff Officer



**Barrie Capper**  
Chief Inspector



Rich Lloyd Ablitt  
Chief Inspector

BCU  
Headquarters



**Steve Lemon**  
Superintendent

PC Holly Basden  
HQ Staff Officer



**David Lee**  
Chief Inspector



Mark Woodward  
Chief Inspector

Local  
Investigations



**Amada Mawhinney**  
Detective Superintendent

PC Emma White  
LI Staff Officer



**Trevor Struthers**  
Detective Chief Inspector



Daniel O'Sullivan  
Detective Chief Inspector

Public  
Protection



**Ian Cameron**  
Detective Superintendent



**Clive Vale**  
Detective Chief Inspector



Amanda Prince  
Detective Chief Inspector



Lesley Stewart  
Detective Chief Inspector

Career  
Development

**Gani Rajan**  
Chief Inspector

Page 2



METROPOLITAN  
POLICE

# Total Notifiable Offences MPS Comparison

## TNO's include:

- Violence Against the Person
- Theft
- Vehicle Offences
- Arson and Criminal Damage
- Public Order Offences
- Burglary
- Robbery
- Sexual Offences
- Drug Offences
- Miscellaneous Crimes against society
- Possession of Weapons
- Historical Fraud and Forgery

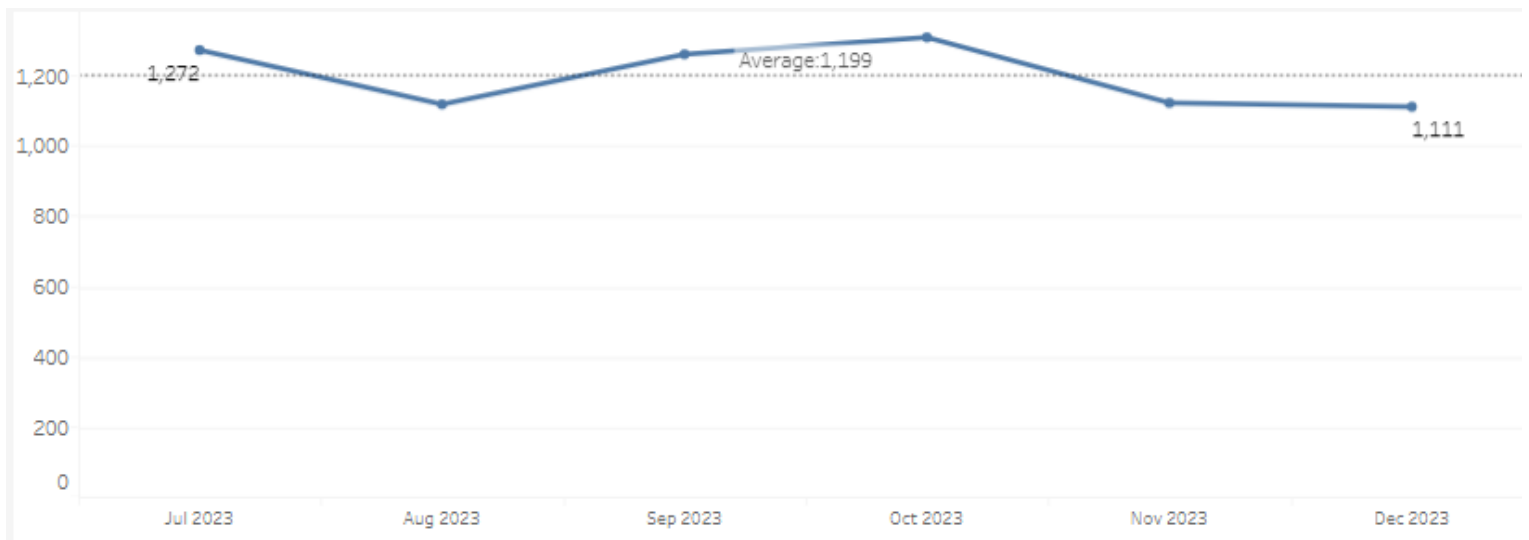
Page 3

MPS July 2022 to December 2022 TNO Total = 441,590

MPS July 2023 to December 2023 TNO Total = 474,610

Merton July 2022 to December 2022 TNO = 7,082

Merton July 2023 to December 2023 TNO = 7,191



# Total Robbery Offences MPS Comparison

	Jul	Aug	Sep	Oct	Nov	Dec	Total
Merton 22	41	31	53	66	63	27	Total – 281
Merton 23	30	25	44	35	40	43	Total – 217
MPS 2022	2,488	2,344	2,191	2,756	2,536	2,366	Total – 14,681
MPS 2023	2,798	2,584	2,803	2,915	3,150	3,206	Total – 17,456

This data shows the comparison between July 2022 - December 2022 and July 2023 - December 2023

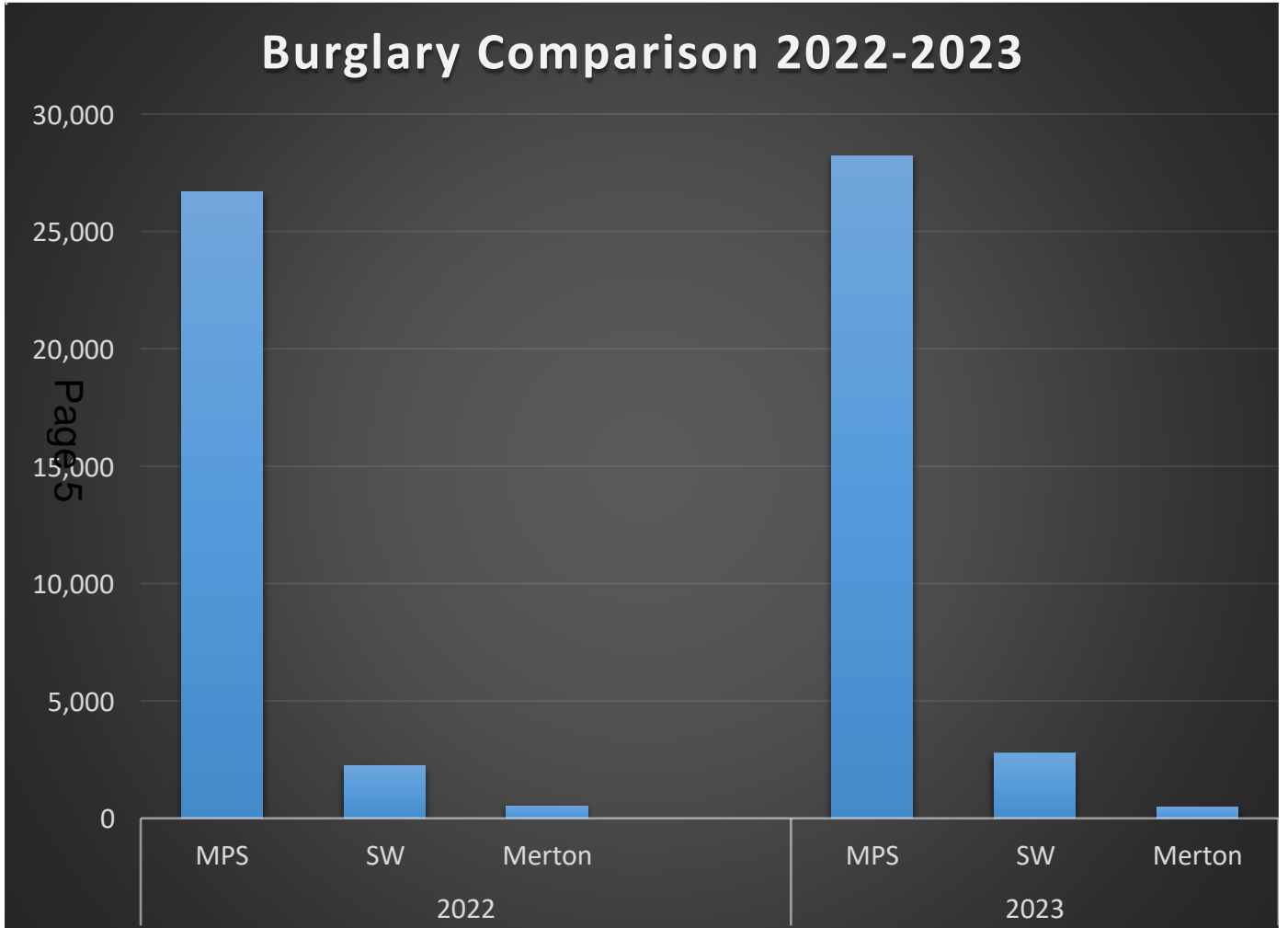
Page 4

MPS wide we have seen an overall increase in Robbery offences, whilst Merton borough has reduced overall offences.



# Total Burglary Offences MPS Comparison

**Burglary Comparison 2022-2023**



MPS offences February 23 – July 23 – **27,628**  
 MPS offences July 23 – December 23 – **28,576**

SW BCU offences February 23 – July 23- **2,756**  
 SW BCU offences July 23- December 23 – **2,539**

Merton offences February 23 – July 23 - **425**  
 Merton July 23 - December 23 - **423**

Although there has been an MPS increase in burglaries SWBCU and Merton has seen a decrease

12 months (ending December 2023)  
 compared to previous 12 months (ending December 2022):  
**▼8.4%**

# Knife Crime

## February 2023- July 2023

Merton saw 144 knife enabled crimes

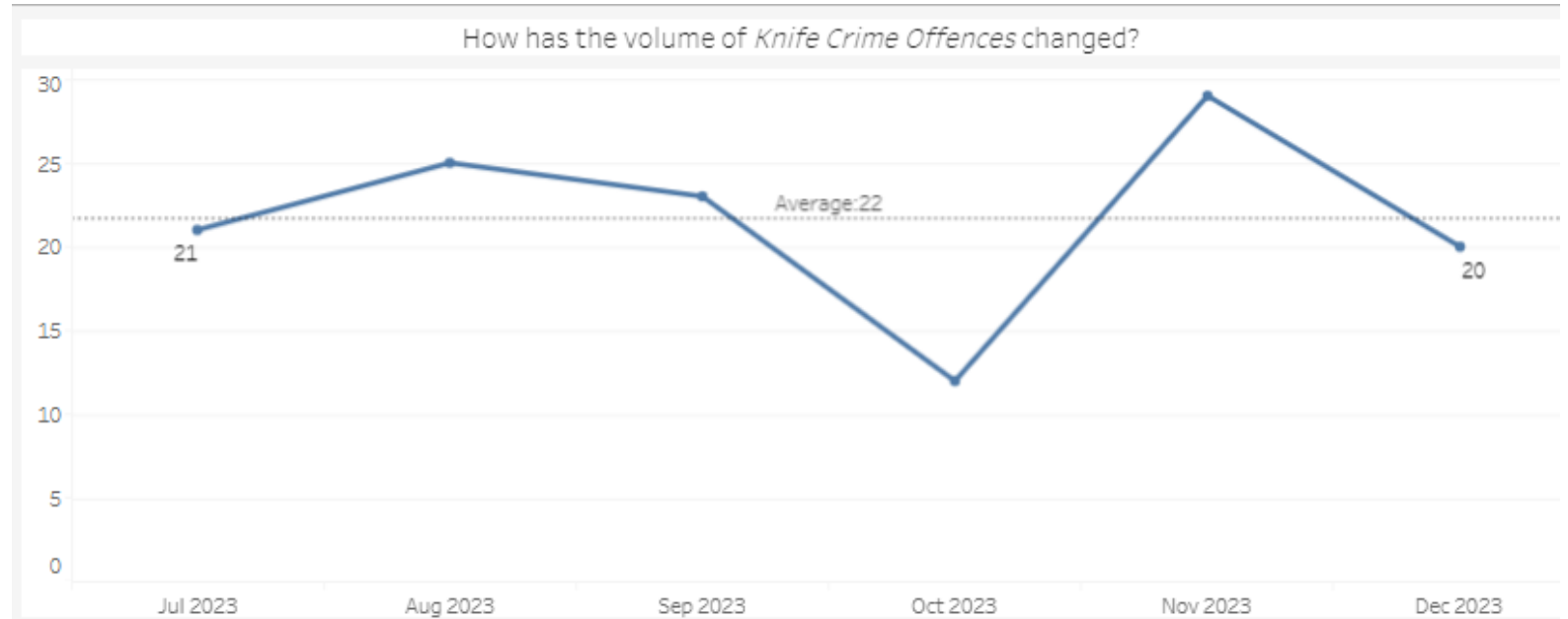
## July 2023- December 2023

Merton saw 130 knife enabled crimes

## Increases

The biggest **rise** in knife crimes was between October 23 and November 23

The month with the **highest** number of knife crimes in Merton was November 2023



12 months (ending December 2023) compared to previous 12 months (ending December 2022):

▼ **15.4%**

December 2023 compared to November 2023:

▼ **31.0%**



# Theft from Motor Vehicle

Merton: July 2023 – December 2023

Offence Count:

**402**

Offences per 1,000 pop.

**1.9**

12 months (ending December 2023)  
compared to previous 12 months (ending  
December 2022):

**▼11.9%**

December 2023 compared to November 2023:

**▲8.3%**

Page 7

Merton: July 2022 - December 2022

Overall there has been a decrease in thefts from motor vehicles between July and December 23 compared to July and December 22 in Merton.

Offence Count:

**503**

Offences per 1,000 pop.

**2.4**

12 months (ending December 2022)  
compared to previous 12 months (ending  
December 2021):

**▲15.5%**

December 2022 compared to November 2022:

**▼23.1%**



# Theft or Taking of a Motor Vehicle

Merton: July 2023 – December 2023

Offence Count:

**273**

Offences per 1,000 pop.

**1.3**

12 months (ending December 2023)  
compared to previous 12 months (ending  
December 2022):

**▼24.4%**

December 2023 compared to November 2023:

**▼17.4%**

Page  
8

Merton: July 2022 - December 2022

Overall there has been a decrease in thefts or taking of motor vehicles between July and December 23 compared to July and December 22 in Merton.

Offence Count:

**328**

Offences per 1,000 pop.

**1.6**

12 months (ending December 2022)  
compared to previous 12 months (ending  
December 2021):

**▲39.0%**

December 2022 compared to November 2022:

**▲14.6%**





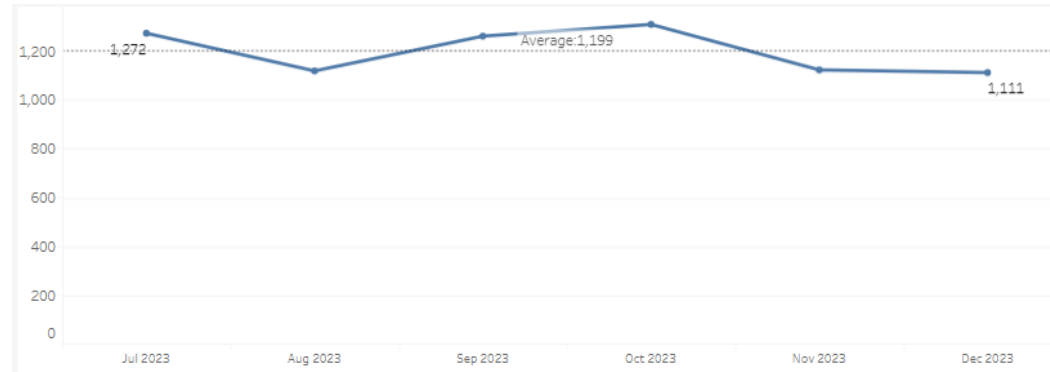
# Merton Stats Overview

**July 2022 to December 2022**

**Stop and Search**  
volume:  
1,090  
342 were  
positive

**July 2023 – December 2023**

**TNO's**  
**7,191**



**Total Merton I Calls**  
**Jul 2023 - Dec 2023: 3,331**

**Total Merton S Calls**  
**Jul 2023 - Dec 2023: 4,200**

**July 2023 to December 2023**

**Stop and Search**  
volume:  
1,045  
318 were  
positive

**Total Merton TNO's over financial year**  
**Apr 2021/Apr 2022 – 14,424**

**Total Merton TNO's over financial year**  
**Apr 2022/ Apr 2023 – 15,073**

This page is intentionally left blank